



**FRESENIUS
MEDICAL CARE**



20 P R O F I L E 20

OUR VISION

**CREATING
A FUTURE
WORTH
LIVING.
FOR PATIENTS.
WORLDWIDE.
EVERY DAY.**

WHO WE ARE

Fresenius Medical Care is the world's leading provider of products and services for individuals with renal diseases. We aim to create a future worth living for chronically and critically ill patients - worldwide and every day. We want to go a step further towards our vision by addressing the renal care continuum and with the help of critical care solutions and complementary assets.

WHAT WE DO

We care for more than 346,500 dialysis patients. Their well-being always comes first. Thanks to our decades of experience in dialysis, our innovative research and our value-based care approach, we can help them to enjoy the very best quality of life.

Our portfolio encompasses a comprehensive range of high-quality health care products and services as well as various dialysis treatment options for both in-center and home dialysis that are individually tailored to our patients' needs.

AT A GLANCE

125,364

EMPLOYEES



No 1

AMONG ALL DIALYSIS PROVIDERS

75%

OF OUR PATIENTS WOULD HIGHLY RECOMMEND OUR SERVICES TO A FRIEND

75%

OF OUR EMPLOYEES SPEAK POSITIVELY ABOUT WORKING AT FRESenius MEDICAL CARE (GLOBAL PULSE SURVEY)

346,553

PATIENTS

€17.86

BN REVENUE



PRODUCTS AND TREATMENTS IN AROUND

150

COUNTRIES

SINCE

1996

WITH CORPORATE HEADQUARTERS IN BAD HOMBURG, GERMANY

44


PRODUCTION SITES



The renal care continuum for chronically and critically ill people is at the heart of everything we do.<<<

RICE POWELL

Chief Executive Officer and Chairman of the Management Board



CHRONIC KIDNEY FAILURE


People with kidney failure are not able to remove excess water and toxins from the body through their kidneys and urine.

06

07

DIALYSIS

A form of renal replacement therapy where a semi-permeable membrane - the patient's peritoneum in peritoneal dialysis or the membrane of the dialyzer in hemodialysis - is used to clean a patient's blood.



CAUSES

High blood pressure

Diabetes

Various forms of diseases

3

DIALYSIS METHODS FOR TREATING CHRONIC KIDNEY FAILURE

AROUND
3.7
MILLION PEOPLE WORLDWIDE DEPEND ON DIALYSIS TREATMENT

3 PERITONEAL DIALYSIS

A treatment method that uses the patient's peritoneum, i.e. the lining covering the inner wall of the abdominal cavity and the abdominal organs, as the dialyzing membrane.



2 HOME HEMODIALYSIS

For some dialysis patients, this treatment method presents a viable alternative to in-center dialysis. Studies have shown that patients perceive significant benefits when dialyzing at home.

12%
HOME DIALYSIS

88%
IN-CENTER DIALYSIS



1 IN-CENTER DIALYSIS

A treatment method for dialysis patients in which the patient's blood flows through plastic bloodlines into a special filter, the dialyzer. In the dialyzer, waste products from metabolic processes and excess water are removed from the blood and transported away in the dialysate. Afterwards, the purified blood is returned to the patient's body.

OUR PORTFOLIO

AROUND
170
MILLION DIALYZERS PRODUCED IN 2020

4,092
DIALYSIS CENTERS IN AROUND 50 COUNTRIES



WE ARE THE CLEAR MARKET LEADER IN THE PRODUCTION OF HEMODIALYSIS MACHINES



AROUND
54
MILLION DIALYSIS TREATMENTS IN 2020

HEALTH CARE PRODUCTS

- Hemodialysis machines
- Peritoneal dialysis cyclers
- Dialyzers
- Peritoneal dialysis solutions
- Hemodialysis concentrates, solutions and granulates
- Bloodlines
- Systems for water treatment
- Renal pharmaceuticals
- Other equipment and medical devices
- Acute cardiopulmonary products
- Apheresis products

HEALTH CARE SERVICES

- End-Stage Renal Disease-related treatments
- End-Stage Renal Disease-related laboratory testing services
- Acute dialysis services
- Value and risk based arrangements
- Pharmacy services
- Vascular, cardiovascular and endovascular specialty services
- Ambulatory surgery center services
- Urgent care services (sold in the first quarter of 2020)
- Physician nephrology and cardiology services
- Ambulant treatment services

REVENUE

in € BN



Change
+5%
at constant
currency

NET INCOME¹

in € BN



Change
-1%
at constant
currency

NET INCOME¹

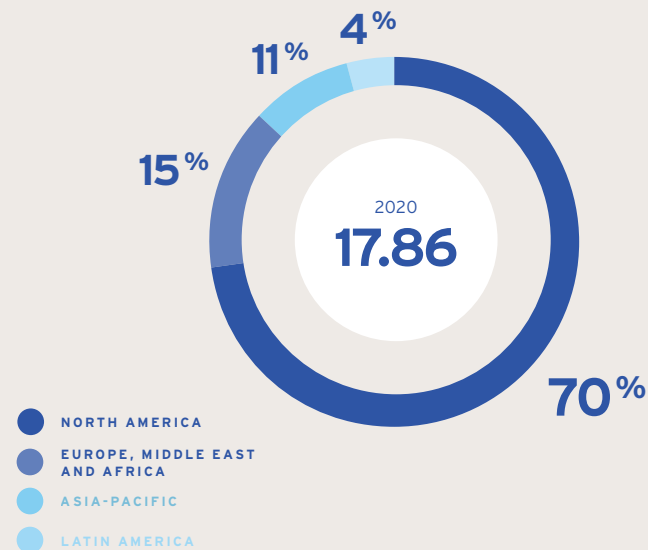
(2020 excl. special items/
2019 adjusted)²
in € BN



Change
+12%
at constant
currency

REVENUE

in € BN



SELECTED KEY FIGURES

in € BN, except where otherwise specified

	2020	2019	Change
Operating income	2.30	2.27	4 % cc
Operating income (2020 excl. special items/2019 adjusted) ²	2.50	2.36	8 % cc
Basic earnings per share in €	3.96	3.96	2 % cc
Basic earnings per share in € (2020 excl. special items/2019 adjusted) ²	4.62	4.08	15 % cc
Net cash provided by (used in) operating activities	4.23	2.57	65 %
Free cash flow ³	3.20	1.45	120 %
Capital expenditures, net	(1.04)	(1.11)	(7 %)
Acquisitions and investments (excluding investments in debt securities)	(0.26)	(2.22)	
Operating income margin in % (2020 excl. special items/2019 adjusted) ²	14.0	13.5	
Return on invested capital (ROIC) ⁴ in %	5.8	6.1	
Net leverage ratio ⁴	2.7	3.2	
Equity ratio (equity/total assets) ⁵ in %	38.9	40.2	

cc = constant currency

¹ Net income attributable to shareholders of Fresenius Medical Care AG & Co. KGaA

² 2020 excluding an impairment of goodwill and trade names in the Latin America Segment; 2019 adjusted for transaction costs related to the acquisition of NxStage, Cost Optimization Costs and the (Gain) loss related to divestitures of Care Coordination activities

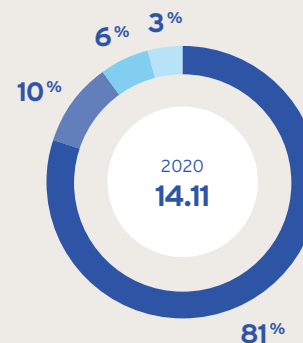
³ Net cash provided by (used in) operating activities after capital expenditures, before acquisitions and investments

⁴ See calculation in form 20-F 2020, operating and financial review and prospects, performance management system

⁵ As of December 31 of the respective year

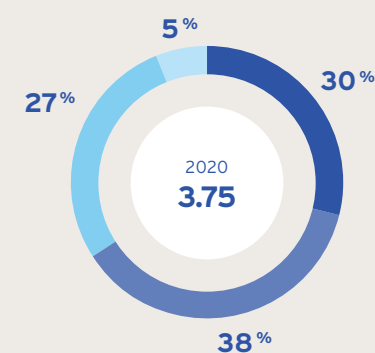
thereof
HEALTH CARE SERVICES

in € BN



thereof
HEALTH CARE PRODUCTS

in € BN



OUR REGIONS

- Average annual growth rate of dialysis patients (2020 - 2025) based on Company data and estimates
- ⊙ Company headquarters and regional headquarters
- Regional headquarters

NORTH AMERICA²

2020

Revenue	€ 12.5 BN
- Health care services	€ 11.4 BN
- Health care products	€ 1.1 BN
Employees¹	62,925
Patients	210,260
Treatments	33 M
Clinics	2,639

WALTHAM
U.S.

+ 2-3%

LATIN AMERICA

2020

Revenue	€ 0.7 BN
- Health care services	€ 0.5 BN
- Health care products	€ 0.2 BN
Employees¹	11,640
Patients	37,179
Treatments	6 M
Clinics	249

+ 2-4%

RIO DE JANEIRO
BR

EUROPE, MIDDLE EAST AND AFRICA

2020

Revenue	€ 2.8 BN
- Health care services	€ 1.4 BN
- Health care products	€ 1.4 BN
Employees¹	20,826
Patients	66,008
Treatments	10 M
Clinics	804

+ 3-4%

BAD HOMBURG
DE

HONG KONG
CN

+ 6-8%

ASIA-PACIFIC

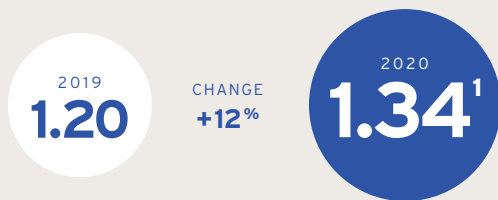
2020

Revenue	€ 1.9 BN
- Health care services	€ 0.9 BN
- Health care products	€ 1.0 BN
Employees¹	11,984
Patients	33,106
Treatments	5 M
Clinics	400

¹ Full-time equivalents excluding Corporate

² Including Mexico

DIVIDEND PER SHARE IN €



¹ Planned proposal to be approved by the Annual General Meeting on May 20, 2021

SHARE PRICE PERFORMANCE - 2020



BASIC SHARE DATA

Ticker symbols

Frankfurt Stock Exchange/Prime Standard	FME
New York Stock Exchange (NYSE)	FMS
Reuters: XETRA/ADR NYSE	FMEG.DE/FMS.N
Bloomberg: XETRA/ADR NYSE	FME GY/FMS US

Security identification codes

WKN	578580
ISIN	DE0005785802
CUSIP No. (NYSE)	358029106

FINANCIAL CALENDAR 2021

Subject to change



Report on first quarter 2021



Report on second quarter 2021



Report on third quarter 2021



Annual General Meeting



Payment of dividend
Subject to the approval by the Annual General Meeting

IMPRINT

PUBLISHED BY

Fresenius Medical Care AG & Co. KGaA

EDITORIAL OFFICE

Corporate Communications

CONCEPT AND DESIGN

MPM Corporate Communication Solutions, Mainz
www.mpm.de

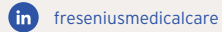
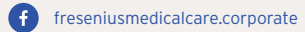
PICTURE CREDITS

Illustrations: Katharina Lutz, Simone Silbernagel



FRESENIUS MEDICAL CARE

Else-Kroener-Str. 1
61352 Bad Homburg v. d. H.
Germany
www.freseniusmedicalcare.com



FIND OUT MORE ON:

<https://factsandfigures.fmc-ag.com>

